





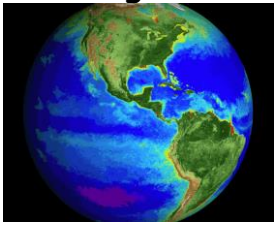



Home Learning Pack 1

Here are some suggested activities; we would love to see what you have been doing!

<p>Communication and Language</p> 	<ul style="list-style-type: none">• Talk about what you can see on a family walk and describe what you see• Play Simon says to help listening skills• Roleplay using your toys developing language
<p>Personal, social and emotional development</p> 	<ul style="list-style-type: none">• Practice dressing yourself• Talk about ways to stay healthy eg brush your teeth, eat fruit and vegetables and how to cross the road• Make a healthy meal
<p>Physical Development</p> 	<ul style="list-style-type: none">• Practice writing your name• Practice using scissors• Drawing pictures• Paint a picture• Model with play dough
<p>Reading (Practice something each day)</p> 	<ul style="list-style-type: none">• Lots of storytimes!• Read words containing s a t p i n eg sat, pin, tap, tap• Suggest how a story might end before reading• Remember vocabulary from a story and talk about the meaning of new words eg ogre,• Learn the alphabet- letter names
<p>Writing</p>	<ul style="list-style-type: none">• Practice writing your name

<p>(Practice something each day)</p> 	<ul style="list-style-type: none"> • Drawing pictures • Practice writing initial phonemes eg s for snake p for pirate • Form letters correctly • Learn and write the alphabet!
<p>Maths (Practice something each day)</p> 	<ul style="list-style-type: none"> • Count to 10 and beyond • Collect sticks, leaves and stones and count them • Sing different number rhymes using your fingers • Match numeral to quantity..eg 6 and draw 6 objects
<p>Understanding of the World</p> 	<ul style="list-style-type: none"> • Go for a walk- talk about features- houses, park, shops, trees, grass etc • Draw and group different animals eg farm, sea creatures, pets
<p>Expressive Art and Design</p> 	<ul style="list-style-type: none"> • Create a model using junk modelling • Building using Lego • Paint a picture • Model using playdough • Chalk the ground